



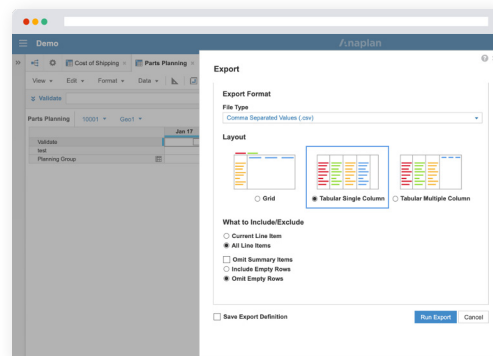
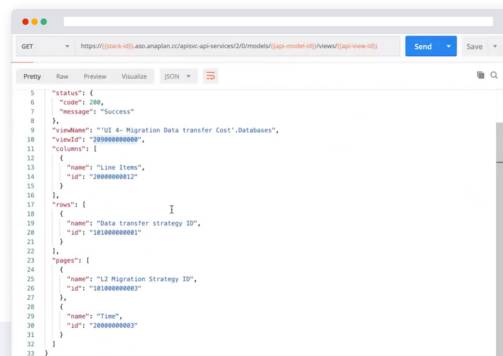
Anaplan APIs for data integrations

Easily access and process granular data for seamless and effective execution

Anaplan's open platform approach for connectivity enables teams to easily and quickly share the most important information, so stakeholders can uncover deeper insights and unlock more impactful business plans.

Consisting of Bulk APIs, Transactional APIs, UX ALM APIs and SCIM APIs, Anaplan APIs help teams get better visibility into actions and services to support Anaplan Connect, ETL connectors, and custom integrations. Use Bulk APIs to run import, export, process, and delete actions and upload and download files for Anaplan data integrations. Use Transactional APIs to query, add, insert, update, or delete list items and records in a more granular manner, without using actions. Quickly understand workspaces usage and get information about the number of models, size of models, versions, and space consumed by all of an organization's models, empowering model builders to easily respond to requests and speed up decision-making. Use ALM APIs to automate the model synchronization process, and segregate duties. ALM empowers users to build pages within applications to manage the lifecycle of their UX pages in a central location. Use SCIM APIs to simplify user management by integrating directly with the primary sources of user identity to better take advantage of the company's existing application provisioning policies, tools and specialists.

The Anaplan SCIM APIs are the next step in the development of Anaplan's Central Identity Management (CIM) features. These REST-based APIs may be used in data integrations between the Anaplan tenant and a SCIM-compliant identity source (e.g., Okta). SCIM APIs will allow customers to more easily create users in Anaplan, assign workspaces, and apply simple changes. Our intent is to simplify user management by allowing customers to integrate directly with their primary sources of user identity so that they make take better advantage of their company's existing application provisioning policies, tools, and specialists. SCIM APIs will make user management in Anaplan faster, easier, and more economical.



Key benefits

Efficient access to Anaplan data

- Interact with planning data without additional configuration in Anaplan
 1. Add, update and delete list items at runtime without the need for creating actions
 2. Easily read and write back model data
- Make targeted updates to specific cells without interrupting model performance
- Read-write and extract-process only relevant cells
- Make targeted updates without bulk or manual file import/export
- Create and update users and assign them to or remove them from workspaces

Clear insights into models and workspaces

- Leverage metadata APIs to gain insights into model properties and structure, including lists and views
- Automated reports on workspace, space consumption, and model sizes to make better-informed decisions about models
- Make API calls at regular intervals to ascertain changes in model lists
- Monitor model objects for changes and updates

Developer-friendly experience

- Utilize developer-friendly formats in json and csv, as well as common data structures and RESTful API standards
- Reduce the reliance on model builders to assist with planning data queries
- Enable more efficient ETL flows by providing synchronous responses allowing you to execute the next steps in your data integration process

Key features

Transactional APIs

Anaplan's set of Transactional APIs enable simple integrations and help teams deliver on requirements quickly. Easily configure Transactional APIs with minimal preparation and technical expertise to focus on extracting greater insights from model properties. Gain deeper visibility into Anaplan models via metadata APIs so teams can discover new use cases.

Data APIs

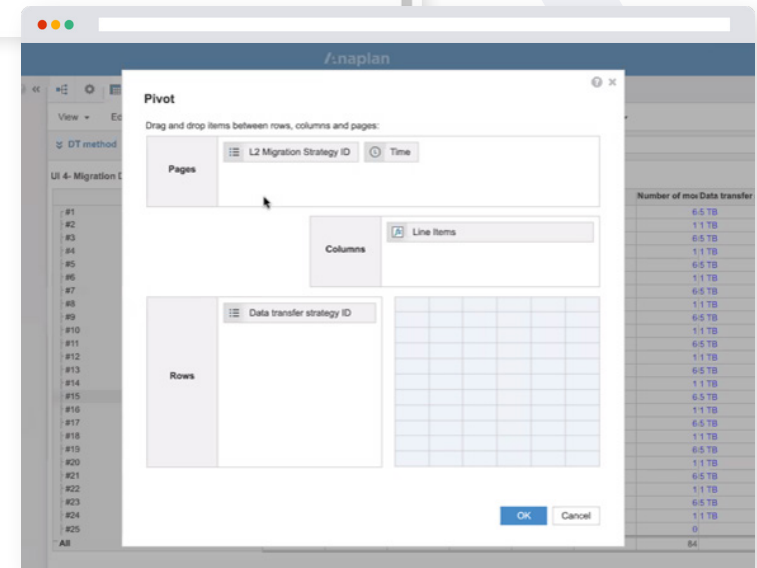
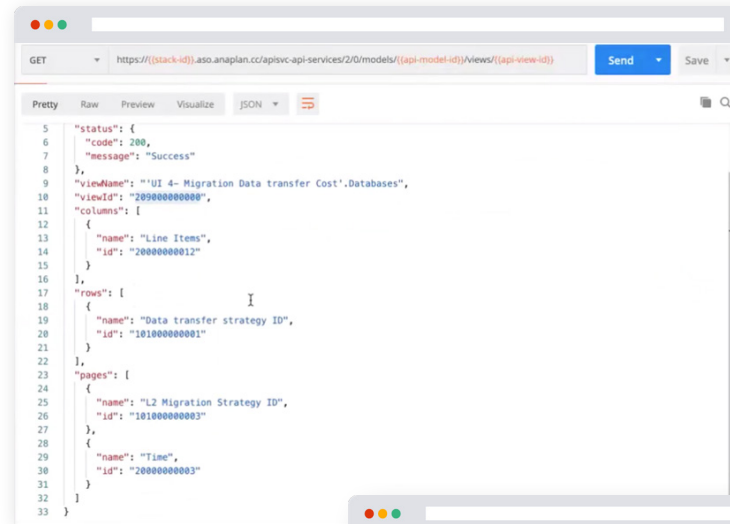
Extend Anaplan capabilities through deeper, richer integrations to derive greater insights from Anaplan data.

- Read and extract data from modules, lists and line items by directly referring to them and avoid creating Export Actions.
- Directly add, update and delete list items without Import or Delete Actions.
- Supports configurable page selector values with module view query.
- Make API calls at regular intervals to ascertain list changes.
- Supports both CSV and JSON formats.
- Ability to read both targeted and large sets of data".

Metadata APIs

Better understand workspaces and models with enhanced usage monitoring, reporting, metrics, and analytics.

- Get a granular view of workspaces, workspace consumption and models.
- Read metadata to provide definitions and metrics for a particular list.
- Determine count and structure of model objects.
- Programmatically update model properties such as time period property in model calendar.
- Query detailed properties about versions within an Anaplan model.
- Quickly scrape Anaplan models to analyze data connections, check dependencies between model objects, read detailed metrics related to model data in order to enforce model governance.
- Ability to reset list index to automate data loading process into the Anaplan platform.

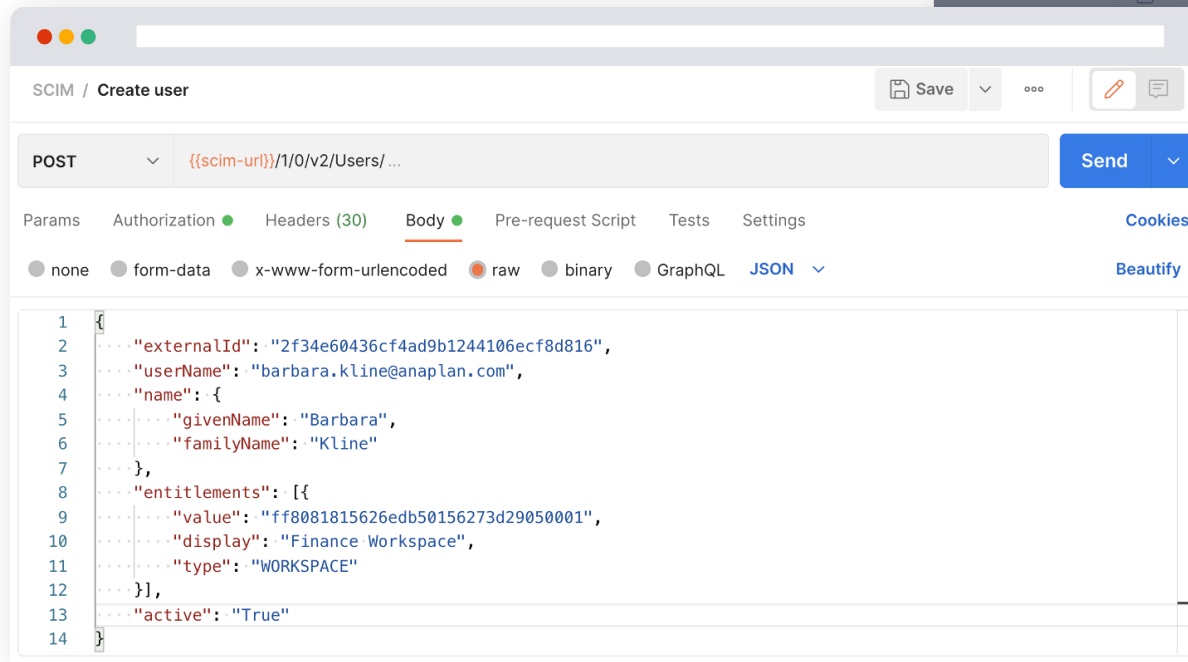
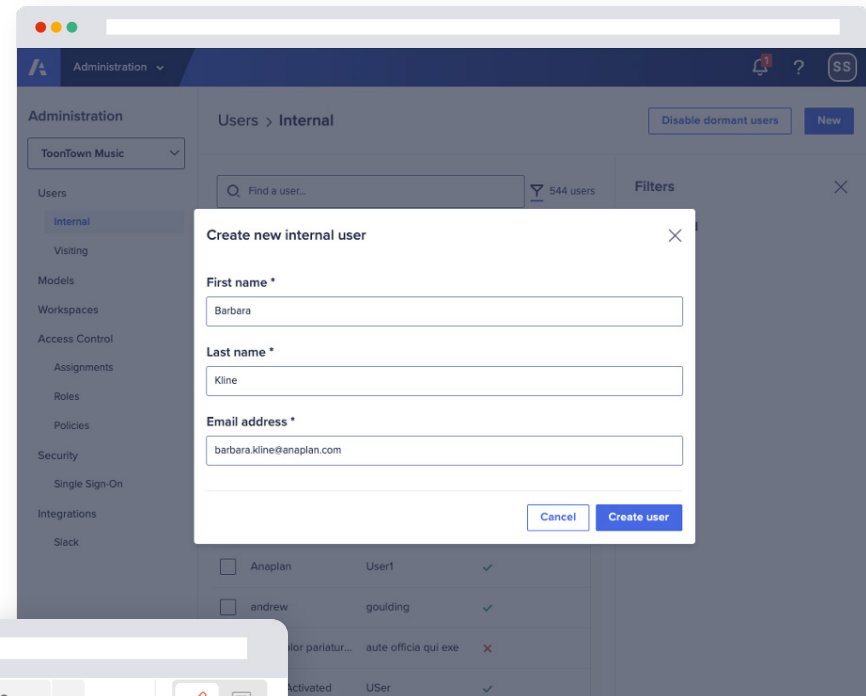


Key features

SCIM APIs

Anaplan SCIM APIs are the next step in the development of Anaplan's Central Identity Management (CIM) features. These REST-based APIs may be used in data integrations between the Anaplan tenant and a SCIM-compliant identity source (e.g., Okta). SCIM APIs will allow customers to more easily create users in Anaplan, assign workspaces, and apply simple changes. SCIM APIs will make user management in Anaplan faster, easier, and more economical.

- Create and update users and assign them to or remove them from workspaces through SCIM APIs.
- Deactivate users in a tenant.



Key features and capabilities



Enterprise scale

The Anaplan platform connects your entire enterprise, scaling as you grow and handling real-time changes at any size. Calculations stay consistent and rapid for all data sets and any number of users.

Extensibility

The Anaplan platform collects and analyzes data in a single location, enabling both high-level and granular analyses and facilitating data-sharing with all stakeholders. APIs, ETL connectors, and built-in integrations easily communicate with other solutions.

Planning and modeling

Our in-memory Hyperblock[®] engine enables multi-dimensional scenario modeling with unlimited constraints, allowing companies to model even the most complicated business scenarios and stay ahead of changes in the market. The platform maintains 100% consistency across all model changes.

Engaging user experience

The Anaplan user experience puts the whole enterprise on a single platform. Model-building is intuitive and requires zero coding knowledge. The whole company shares real-time data across devices and solutions, enabling rapid decision-making and unprecedented flexibility.

Security

Robust protection keeps your business's data safe. Best-in-class security and compliance include BYOK, role-based access control, user management, SSO support with SAML 2.0 compliance, and data encryption at rest.

Intelligence

Embedded optimization including Optimizer[™], over thirty predictive algorithms, and evolving AI capabilities transform complicated inputs into actionable recommendations. Machine learning intelligence speeds up decision-making across use cases.

About Anaplan

Anaplan (NYSE: PLAN) is a transformative way to see, plan, and run your business. Using our proprietary Hyperblock[™] technology, Anaplan lets you contextualize real-time performance, and forecast future outcomes for faster, confident decisions. Because connecting strategy and plans to collaborative execution across your organization is required to move business FORWARD today. Based in San Francisco, we have 20 offices globally, 175 partners and more than 1,750 customers worldwide.

To learn more, visit [Anaplan.com](https://www.anaplan.com)